

RAVPOWER

Stay Powered

R

Model: RP-PB186
RAVPower PD Pioneer 10000mAh
18W 2-Port Power Bank
User Guide

1

Thanks for purchasing RAVPower products. Please read this User Guide thoroughly before use of the product and retain it for future reference.

2

Package Contents

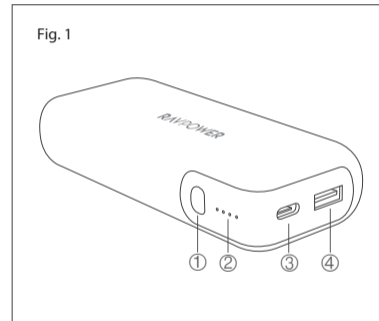
Packungsinhalt | Contenu du colis | Contenidos del Paquete |
Include nella Confezione | パッケージ内容

- 1 x RAVPower 10000mAh Power Bank (RP-PB186)
- 1 x Type-C to Type-C Charging Cable (60cm / 23.6in)
- 1 x User Guide
- 1 x Thank You Card

3

Product Diagram (Fig. 1)

Produktabbildung | Description du Produit | Diagrama del producto |
Schema del Prodotto | 製品図



- ① Power Button
- ② LED Indicators
- ③ PD Port
- ④ iSmart Port

4

Specifications

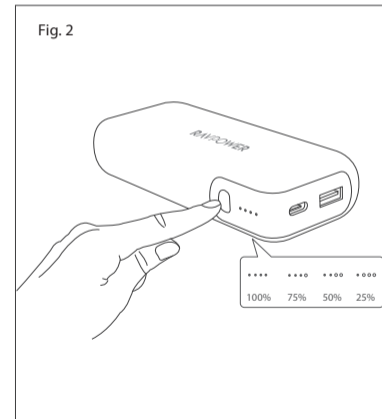
Technische Daten | Spécifications | Especificaciones | Specifiche
Tecniche | 製品仕様

Model	RP-PB186
Battery Capacity	10000mAh / 36.3Wh
Min Battery Capacity	9700mAh / 35.21Wh
PD Input	5V \pm 3A, 9V \pm 2A, 18W Max
PD Output	PD3.0 5V \pm 3A, 9V \pm 2A, 12V \pm 1.5A
iSmart Output	QC3.0/2.0 5V \pm 3A, 9V \pm 2A, 12V \pm 1.5A
Total Output	5V \pm 3.4A, 17W Max.
Rated Capacity	12V \pm 1.5A, 2300mAh

5

Check the Battery Level (Fig. 2)

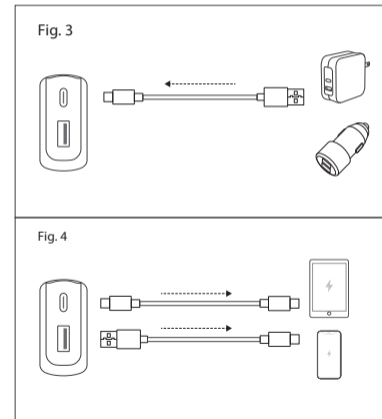
Überprüfen des Akkustands | Vérification du Niveau de Batterie |
Revise El Nivel De La Bateria | Controllo del Livello della Batteria |
バッテリーレベルを確認する



6

Using Your Power Bank

Benutzung Ihrer Powerbank | Utilisation de Votre Batterie Externe |
Usando Su Banco De Energia | Utilizzo del Power Bank | パワーバンクを使う



パワーバンクを充電する (Fig. 3)

1. PDポートでパワーバンクを充電する。
2. LEDライトが進捗に合わせて光ります。

注意

- ・マークやインジケータによく注意して正しくご使用ください。
- ・初めてご利用になる場合、フル充電してからご利用ください。
- ・充電が完了したら、充電ケーブルは外してください。

ご利用の機器を充電する (Fig. 4)

1. PDポート、またはiSmartポートで、ご利用の機器とパワーバンクをつなげます。
2. 接続すると自動的に充電が始まります。

注意 :充電が完了したら、充電ケーブルは外してください。

保証



- ・18ヶ月の安心保証。



- ・長期間のカスタマサポート。

ご注意 :下記の場合は保証対象になりませんのでご注意ください。

- ・火災、地震、水害、落雷、ガス害、塩害およびその他の天災地変、公害または異常電圧等の外部的事情による故障もしくは損傷の場合。
- ・使用上の酷使、管理不足、過失または事故によって生じた故障と認められる場合。
- ・当社以外で改造、調整、部品交換等をされた場合。
- ・保証期間が切れる場合。

IMPORTANT SAFETY INSTRUCTIONS

WARNING – When using this product, basic precautions should always be followed, including the following:

- a) Read all the instructions before using the product.
- b) To reduce the risk of injury, close supervision is necessary when the product is used near children.
- c) Do not put fingers or hands into the product.
- d) Do not expose power bank to rain or snow.
- e) Use of a power supply or charger not recommended or sold by power pack manufacturer may result in a risk of fire or injury to persons.
- f) Do not use the power bank in excess of its output rating. Overload outputs above rating may result in a risk of fire or injury to persons.
- g) Do not use the power bank that is damaged or modified. Damaged or modified batteries may exhibit unpredictable behavior resulting in fire, explosion or risk of injury.
- h) Do not disassemble the power bank. Take it to a qualified service person when service or repair is required. Incorrect reassembly may result in a risk of fire or injury to persons.
- i) Do not expose a power pack to fire or excessive temperature. Exposure to fire or temperature above 100°C may cause explosion. The temperature of 100°C can be replaced by the temperature of 212°F.
- j) Have servicing performed by a qualified repair person using only identical replacement parts. This will ensure that the safety of the product is maintained.

k) Switch off the power bank when not in use.

l) Do not place or use this product in high temperature or damp environment. Do not expose it to the sun.

m) Dispose the power bank according to the local statues environmental protection regulations.

SAVE THESE INSTRUCTIONS

Learn more about the EU Declaration of Conformity:
<https://www.ravpower.com/pages/user-manual>

FCC Compliance

This device complies with Part 15 of the FCC Rules. Operation is subject to the following two conditions:

- (1) this device may not cause harmful interference, and
- (2) this device must accept any interference received, including interference that may cause undesired operation.



WEEE Compliance

DO not to dispose of product as unsorted municipal waste and to collect such WEEE separately, for proper treatment, recovery and recycling, please take this product(s) to designated collection points where it will be accepted free of charge. Please contact your local authority for further details of your nearest designated collection station.